










BEACON HILL
WATER AND SEWER DISTRICT

1121 West Side Highway
Kelso, WA 98626
(360) 636-3860
(360) 575-9375 FAX
www.bhwsd.org

Water Use: Drop It When It's Hot

When the mercury rises on your thermometer, so does your water use. "Peak" water use describes the time of year when residential water use is at its highest, usually in late July or early August. From lawn watering to car washing to filling backyard pools to even washing beach towels more frequently—it all adds up to about four times as much water or more than you use the rest of the year!

-  Use the garbage disposal sparingly. Compost vegetable food waste instead and save gallons every time.
-  Monitor your water bill for unusually high use. Your bill and water meter are tools that can help you discover leaks.
-  For a summer refreshment, keep a pitcher of water in the fridge instead of running the tap until it's cold.
-  Use a broom instead of a hose to clean your driveway and sidewalk.
-  We're more likely to notice leaks indoors, but don't forget to check outdoor faucets, sprinklers and hoses for leaks.
-  Adjust your lawn mower to a higher setting. A taller lawn shades roots and holds soil moisture better than if it is closely clipped.
-  Put food coloring in your toilet tank. If it seeps into the toilet bowl without flushing, you have a leak. Fixing it can save up to 1,000 gallons a month.

REMEMBER...conservation not only saves water, it saves you money as well.



BEACON HILL
WATER AND SEWER DISTRICT

2015 WATER QUALITY REPORT

Water System ID: 15650 D

Kelso Area

Is Your Water Safe...

What the EPA Says About Contaminants

The sources of drinking water (both tap water and bottled water) include rivers, lakes, streams, ponds, reservoirs, springs and wells. As water travels over the surface of the land or through the ground, it dissolves naturally occurring minerals and radioactive material, and can pick up substances resulting from the presence of animals or from human activity. Contaminants that may be present in water sources include microbes, pesticides, herbicides, organic or inorganic chemicals and radioactive materials. To ensure that tap water is safe to drink, EPA (Environmental Protection Agency) and/or the Washington State Board of Health prescribes regulations that limits the amount of certain contaminants in water provided by public water systems. The Food and Drug Administration (FDA) and/or the Washington State Department of Agriculture regulations establish limits for contaminants in bottled water.

Drinking water, including bottled water, may reasonably be expected to contain at least small amounts of some contaminants. The presence of contaminants does not necessarily indicate that water poses a health risk. More information about contaminants and potential health effects can be obtained by calling the (EPA) Safe Drinking Water Hotline (800-426-4791) or at www.epa.gov/safewater.

Should I Take Special Precautions?

Some people may be more vulnerable to contaminants in drinking water than the general population.

Immuno-compromised persons such as persons with cancer undergoing chemotherapy, persons who have undergone organ transplants, people with HIV/AIDS or other immune system disorders, some elderly people, and infants can be particularly at risk from infections. These people should seek advice about drinking water from their health-care providers. Guidelines from the Environmental Protection Agency and Centers for Disease Control and Prevention on appropriate means to lessen the risk of infection by Cryptosporidium and other microbial contaminants are available from the Safe Drinking Water Hotline at 800-426-4791.

We are pleased to present you with this report based on water quality data for the year 2015.

Safe, reliable drinking water is a basic life necessity. Beacon Hill Water and Sewer District (BHWSO) is proud to deliver water to nearly 10,000 people every day. We think it is important for our customers to understand where their water comes from, how safe it is, and what actions we take to ensure its continuing quality. In accordance with federal guidelines, this report provides the information you need to know about the water you drink.

Commissioner Meetings

Commissioner meetings are held the third Wednesday of each month and the public is always welcome to voice comments or concerns.

Meetings are held at 5:15 pm in the upstairs meeting room, 1121 West Side Highway, Kelso, Washington

For more information, or accessibility concerns please contact the office at 636-3860

CONTACT US:

If you have any questions about your water or sewer service, please feel free to contact us. We are here to serve you. BHWSO prides itself on being local government that "works WITHOUT taxes".

BHWSO Office

1121 West Side Highway
Kelso, WA 98626
(360) 636-3860
(360) 575-9375 Fax
www.bhwsd.org
Info@bhwsd.org

District Manager

Dell Hillger
dhillger@bhwsd.org

DISTRICT COMMISSIONERS: MONTE RODEN • BONNIE DECIUS • KEATH HUFF

2015 Water Quality Report Kelso Area



2015 Water Quality Report Kelso Area



Terms & abbreviations used below:

Maximum Contaminant Level (MCL): The highest level of a contaminant that is allowed in drinking water. MCLs are set as close to the MCLGs as feasible using the best available treatment technology.

Maximum Contaminant Level Goal (MCLG): The level of a contaminant in drinking water which there is no known or expected risk to health. MCLGs allow for a margin of safety.

Action Level (AL): The concentration of a contaminant which, when exceeded, triggers treatment or other requirements which a water system must follow. For lead and copper, the AL is at the 90th percentile, thus 90% of the samples must be below the AL.

ppm= parts per million, ppb= parts per billion, TT= Treatment Technique, NTU= Nephelometric Turbidity Unit, MFL= Million Fibers per Liter, pCi/= picocuries per liter (a measure of radiation), NA= Not applicable, <1= indicates the compound was not detected in the sample at or above the concentration indicated. WTP=Water Treatment Plant.

WATER QUALITY MONITORING RESULTS

Contaminant	Date	Unit	MCL	MCLG	Detected	Major Sources of these Contaminants	Violation
EPA and State Primary Contaminates							
Nitrate	2015	ppm	10	10	0.35	Runoff from fertilizer use, leaching from septic tanks, sewage, erosion of natural deposits.	No
Beta	4/8/10	pCi/l	50	NA	1.8	Decay of natural and man-made deposits.	No
Radium 228	4/8/10	pCi/l	5	NA	0.14	Erosion of natural deposits.	No
Lead / Homes	2014	ppb	AL=15 At 90%	0	3 At 90%	Corrosion of household plumbing systems, erosion of natural deposits.	No
Copper/ Homes	2014	ppb	AL=1300 At 90%	NA	282 At 90%	Corrosion of household plumbing systems, erosion of natural deposits, leaching from wood preservatives.	No
Sodium	2015	ppm	NA	NA	14.8	Erosion of natural deposits.	No
Hardness	2015	ppm	NA	NA	29.4	Erosion of natural deposits.	No
Conductivity	2015	Umhos/	700	NA	137	Natural occurring	No
Chromium	2014	ppb	100	100	29	Geology natural weathering and industrial discharge.	No
EPA and State Secondary Contaminates							
Chlorine	2015	ppm	4	4	.28 to 1.36	(Range during Coliform sampling) Water additive used to control microbes.	No
Fluoride Ave.	2015	ppm	2	ave	0.86	(annual average) Water additive which promotes strong teeth, Erosion of natural deposits, discharge from fertilizer and aluminum factories.	No
Iron	2014	ppb	300	NA	3.7	(annual average) Geology, natural weathering.	No
Manganese	2014	ppb	50	NA	2.5	(annual average) Geology, natural weathering.	No
Disinfection Byproducts Monitoring							
TTHMs	2015	ppb	80	ave	27.8	By-product of drinking water chlorination. (sampled in distribution system quarterly)	No
HAA(5)	2015	ppb	60	ave	14.41	By-product of drinking water chlorination. (sampled in distribution system quarterly)	No
TOC average	2015	ppm	NA	4	0.50	Naturally present in the environment.	No
Unregulated EPA and State (Kelso participates in all required testing used for possible future regulations)							
Unregulated Contaminant	Date Tested	Unit	Min Detected	Max Detected	Ave Detected	Major Sources for these Contaminants	
Silica	2015	ppm	NA	NA	21	Erosion of natural deposits.	No
Chloroform	7/23/12	ppb	NA	NA	2.3	By-product of drinking water chlorination.	NA
Bromodichloromethane	7/23/12	ppb	NA	NA	0.77	By-product of drinking water chlorination.	NA
Chromium-6	2014	ppb	0.09 min	0.14 max	0.12 ave	Geology natural weathering and industrial discharge.	NA
Strontium	2015	ppb	34.9 min	36.9 max	37.4 ave	Geology natural weathering and industrial discharge.	NA
Vanadium	2014	ppb	0.29 min	0.42 max	0.37 ave	Geology natural weathering and industrial discharge.	NA
Chlorate	2015	ppb	54.9 min	407 max	241 ave	Geology natural weathering and industrial discharge.	NA



BHWSO took 24 coliform samples of distribution water and had those samples analyzed by ALS Environmental in Kelso, Washington. All samples for the year were negative for coliform.

How to Conserve Water

- Install a 1.6 gallon toilet
- Buy a water-efficient washing machine
- Repair leaks
- Reduce water use in yard and garden
- Wash full loads
- Minimize shower time
- Install low flow shower head
- Reduce faucet water use



Water Source...

BHWSO water customers living in the Cowlitz Gardens and Williams-Finney areas of Kelso receive water from the City of Kelso's groundwater well (Water System ID: 38000) that was constructed in 1978. The well is located on the banks of the Cowlitz River and is determined by the Department of Health to be groundwater under the influence of surface water. This means that it must be treated to the higher surface water standards.

Although capable of receiving water from the Longview water system to supplement the water supply, the City of Kelso is not currently using this source. When used in the past, this source accounted for less than one percent of annual water usage.



Reduce Lead Exposure

If present, elevated levels of lead can cause serious health problems, especially for pregnant women and young children. Lead in drinking water is primarily from materials and components associated with service lines and home plumbing. BHWSO is responsible for providing high quality drinking water, but cannot control the variety of materials used in plumbing components. When your water has been sitting several hours, you can minimize the potential for lead exposure by flushing your tap for 30 seconds to 2 minutes before using water for drinking or cooking. If you are concerned about lead in your water, you may wish to have your water tested. Information on lead in drinking water, testing methods, and steps you can take to minimize exposure is available from the Safe Drinking Water Hotline (800-426-4791) or at <http://www.epa.gov/safewater/lead>.

